





Inspirational Playgrounds

AllOutPlay Ltd offer a comprehensive and integrated playground service, from complete design (free) and installation to the supply and fit of individual items


Adventure
Play




Classrooms
and Shelters



Sand and
Water Play



Safety
Surfacing




Physical
Play



Complete Design
and Installation
Service



Landscaping,
Fencing and
Decorative




Panels and
Sensory
Play




Custom/
Bespoke



Seating
and Storage



Performance



Nature/Eco



Guarantees
and
Compliance





Complete Playground Service

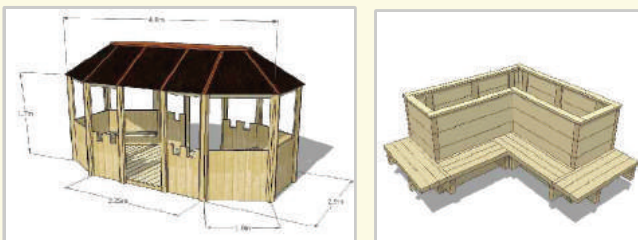
Primary School, West Midlands

FROM INITIAL CONSULATION, COMPUTER GENERATED DESIGNS TO FINAL INSTALLATION

SITE VISIT IMAGE



COMPUTER DESIGNED LAYOUTS



COMPLETE AND INTEGRATED INSTALLATION



DETAILS: ADVENTURE PLAY EQUIPMENT CONSISTING OF; TOWER, PIRATE SHIP, BRIDGE WALKWAY, SLIDE AND SCRAMBLE NET. 4M X 2M OUTDOOR CLASSROOM, SANDPIT WITH ROOF, COLOURED PENCILS, STORY TELLERS CHAIR AND BENCHES, PLANTER BENCHES.

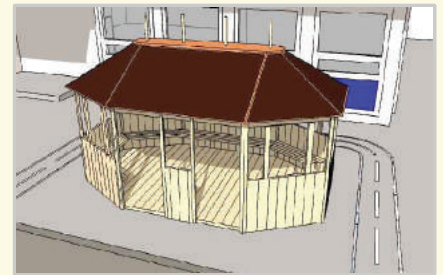
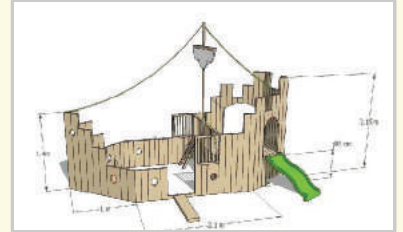
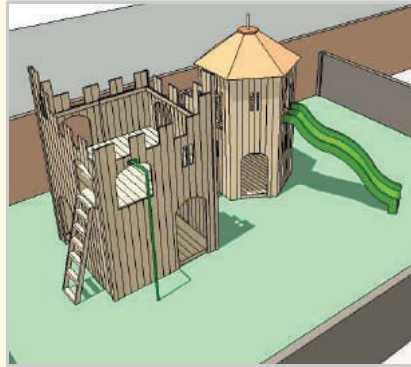
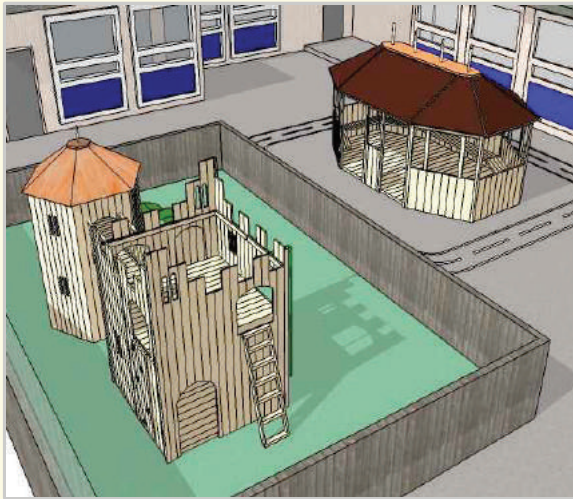


Complete Playground Service

Primary School, North Wales

FROM INITIAL CONSULATION, COMPUTER GENERATED DESIGNS TO FINAL INSTALLATION

COMPUTER DESIGNED LAYOUTS



COMPLETE AND INTEGRATED INSTALLATION



DETAILS: CASTLE, TOWER, SLIDE AND FIREMANS POLE. 5M X 3M OUTDOOR CLASSROOM WITH SEATING, PIRATE SHIP WITH SLIDE AND NET.



Complete Playground Service

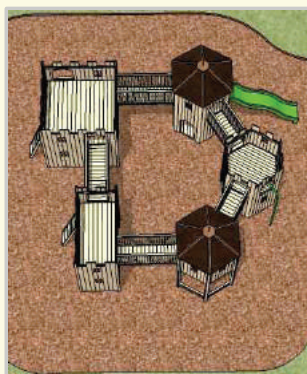
Prep School, Buckinghamshire

FROM INITIAL CONSULTATION, COMPUTER GENERATED DESIGNS TO FINAL INSTALLATION

SITE VISIT IMAGES



COMPUTER DESIGNED LAYOUTS



COMPLETE AND INTEGRATED INSTALLATION



DETAILS: MULTI-COMBINATION PLAYHOUSES INSTALLED ON BARK CHIPPINGS, VARIOUS ACTIVITY TRAIL ITEMS AND 2 OUTDOOR CLASSROOMS INSTALLED ON WET-POUR SAFETY SURFACE



Complete Playground Service

Primary School, Northants

FROM INITIAL CONSULTATION, COMPUTER GENERATED DESIGNS TO FINAL INSTALLATION

SITE VISIT IMAGES



COMPUTER DESIGNED LAYOUTS



COMPLETE AND INTEGRATED INSTALLATION



DETAILS: 4M X 2M OUTDOOR CLASSROOM WITH SEATING, PLAYGROUND STAGE, LADDER CLIMB, BALANCE BEAMS, INSTALLED ON A COMBINATIONS OF WET-POUR, SOFT-BOND AND TURF. FULLY LANDSCAPED, RELOCATED EXISTING EQUIPMENT



Complete Playground Service

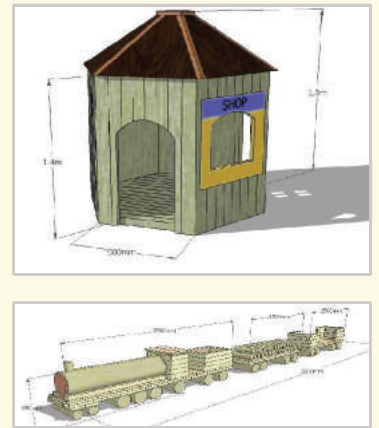
Day Nursery, London

FROM INITIAL CONSULTATION, COMPUTER GENERATED DESIGNS TO FINAL INSTALLATION


SITE VISIT IMAGE



COMPUTER DESIGNED LAYOUTS



COMPLETE AND INTEGRATED INSTALLATION



DETAILS: LARGE CANOPY, LOG TRAIN, SANDPITS, PLANTERS, TRAVERSING WALL, JUNGLE HUT PLAYHOUSE, MUSHROOM SEATING, STORAGE BOXES, FENCING AND GATES, MULTI-COLOURED WET-POUR SAFETY SURFACING



Complete Playground Service


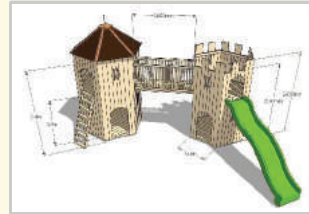
Primary School, Wiltshire

FROM INITIAL CONSULATION, COMPUTER GENERATED DESIGNS TO FINAL INSTALLATION

SITE VISIT IMAGES



COMPUTER DESIGNED LAYOUTS



COMPLETE AND INTEGRATED INSTALLATION



DETAILS: TOWER AND TURRET WITH SLIDE, RUBBER MATTING, PLAYGROUND MARKINGS, PLANTERS, WORMERY, POTTING SHED, INTEGRATED CRAWL TUNNEL, JUNGLE HUT PLAYHOUSE, WATER-PLAY STATION, MUSICAL INSTRUMENTS, REMAINING AREA COVERED WITH COMBINATION OF TURF/SOFT-BOND.



Complete Playground Service

Prep School, Berkshire

FROM INITIAL CONSULTATION, COMPUTER GENERATED DESIGNS TO FINAL INSTALLATION

COMPUTER DESIGNED LAYOUTS



COMPLETE AND INTEGRATED INSTALLATION



DETAILS: CASTLE, 2X TOWERS AND TURRET PLAYHOUSES. 4M X 2M OUTDOOR CLASSROOM. AREA FULLY LANDSCAPED, FINISHED WITH LOOSE FILL RUBBER MULCH.

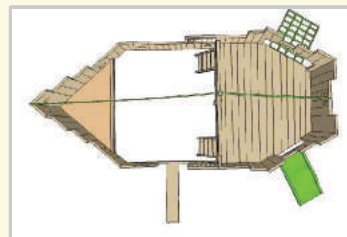
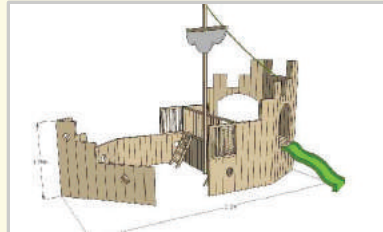


Complete Playground Service

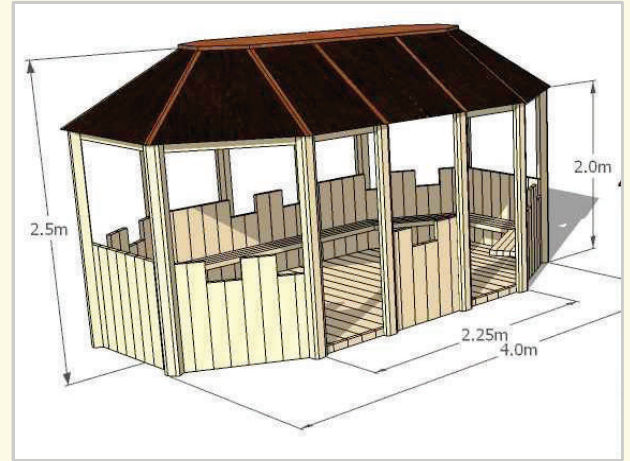
Day Nursery, Cheshire

FROM INITIAL CONSULATION, COMPUTER GENERATED DESIGNS TO FINAL INSTALLATION

SITE VISIT IMAGES



COMPUTER DESIGNED LAYOUTS



COMPLETE AND INTEGRATED INSTALLATION



DETAILS: PIRATE SHIP WITH SLIDE AND NET, 4M X 2M OUTDOOR CLASSROOM WITH INTEGRATED ACTIVITY PANELS, PICNIC BENCHES. INSTALLED ON COMBINATION OF TURF AND WET-POUR SAFETY SURFACING



Complete Playground Service



Primary School, North Wales

FROM INITIAL CONSULTATION, COMPUTER GENERATED DESIGNS TO FINAL INSTALLATION

COMPUTER DESIGNED LAYOUTS



COMPLETE AND INTEGRATED INSTALLATION



DETAILS: LARGE PLAY AREA WITH 2X OUTDOOR RETREATS, A SELECTION OF TRIM TRAIL ITEMS, MUSICAL INSTRUMENTS AND NATURE AREA. MULTI-COLOURED SOFT-BOND SAFETY SURFACING

PRIMARY SCHOOL, CAMBRIDGESHIRE

Gatehouse, Turret and Tower Playhouses



sliding

crawling



climbing



DETAILS: GATEHOUSE WITH CLIMBING STONES, BRIDGE WALKWAYS, TOWER WITH SLIDE, TURRET. INSTALLED ON WET-POUR SAFETY SURFACING

PRIMARY SCHOOL, GLOUCESTERSHIRE

Castle and Lookout



crawling



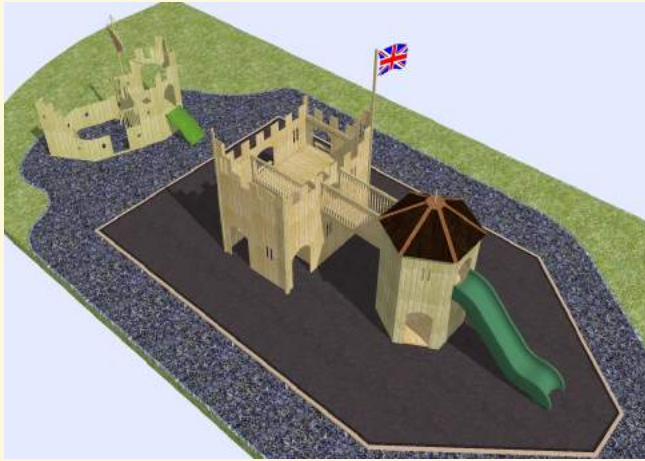
climbing



sliding

DETAILS: CASTLE AND LOOKOUT PLAYHOUSES, LINKED BY CLATTER BRIDGE WITH SLIDES AND LADDERS. INSTALLED ON SAFA-GRASS MATTING.

PRIMARY SCHOOL, ESSEX



sliding



climbing

CASTLE, TOWER AND PIRATE SHIP WITH VARIOUS ACCESSORIES, INSTALLED ON BLUE SOFT-BOND



Adventure Play

HOLIDAY PARK, CORNWALL

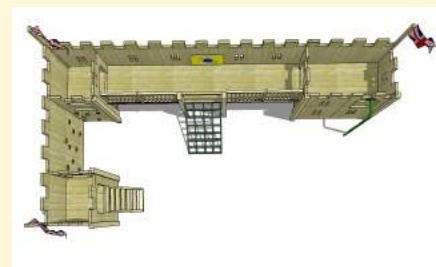



GATEHOUSE, CLIMBING DEN, TURRET AND TOWER PLAYHOUSES WITH VARIOUS ACCESSORIES INSTALLED ON BLUE SOFT-BOND



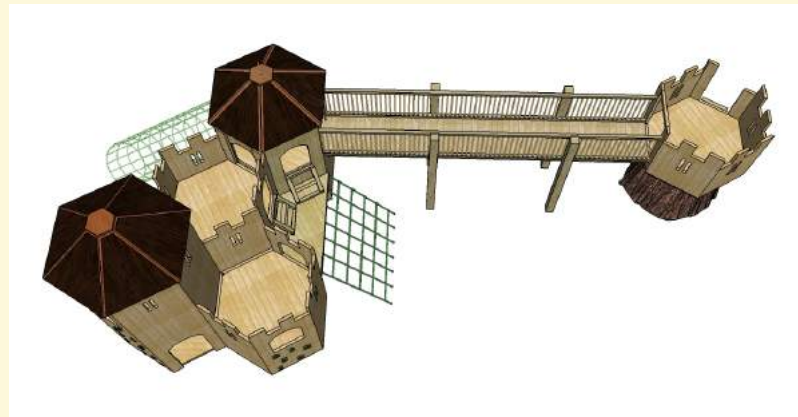
Adventure Play

PRIMARY SCHOOL, NORTH LONDON



BESPOKE

PREP SCHOOL, AVONMOUTH



COMBINED PLAYHOUSES WITH VARIOUS PLATFORM HEIGHTS AND ACCESSORIES,
INSTALLED ON LOOSE FILL BARK CHIPPINGS



Adventure Play

PRIMARY SCHOOL, ESSEX



sliding

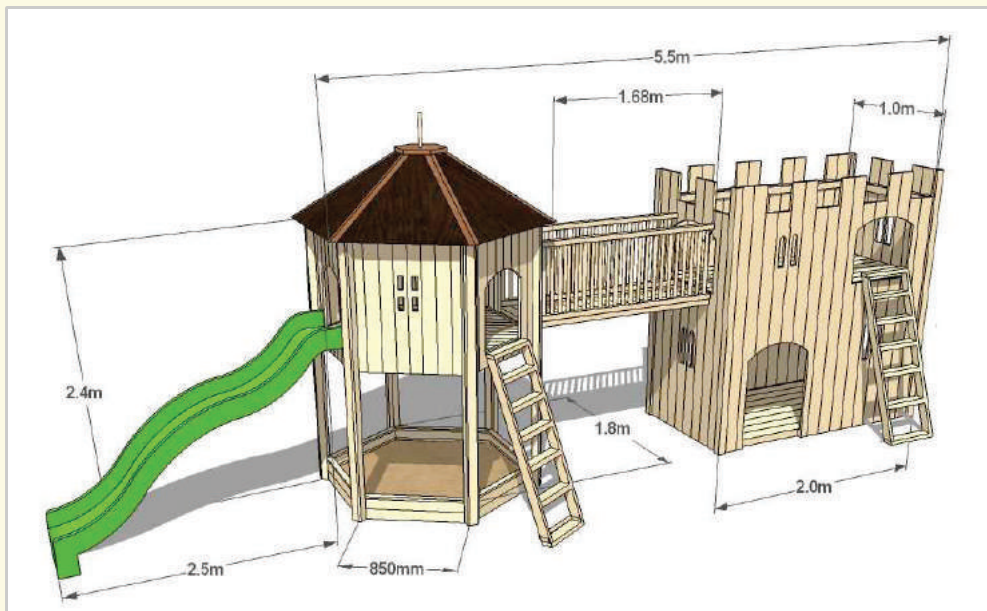
climbing



TOWER, TURRET AND GATEHOUSE WITH VARIOUS ACCESSORIES, INSTALLED ON
SOFT-BOND

COMBINATION SHOWN IN A VARIETY OF LOCATIONS

Climbing Den and Gatehouse



crawling



sandpit

sliding



climbing

DETAILS: CLIMBING DEN AND GATEHOUSE PLAYHOUSES, LINKED BY WALKWAY BRIDGE WITH SLIDE AND LADDERS. INSTALLED ON SAFA-GRASS MATTING.

PRIMARY SCHOOL, NORTH LONDON

Castle, 2 x Towers and Turret Playhouses



sliding



crawling

climbing



DETAILS: CASTLE, 2 X TOWERS AND TURRET WITH LINKING BRIDGES, CLIMBING WALLS, SLIDE AND LADDERS. INSTALLED ON LOOSE FILL RUBBER MULCH.



Adventure Play

INSTALLED AT A FARM PARK IN NORTH WALES

2 x Gatehouses, 2 x Towers and Climbing Centre



crawling



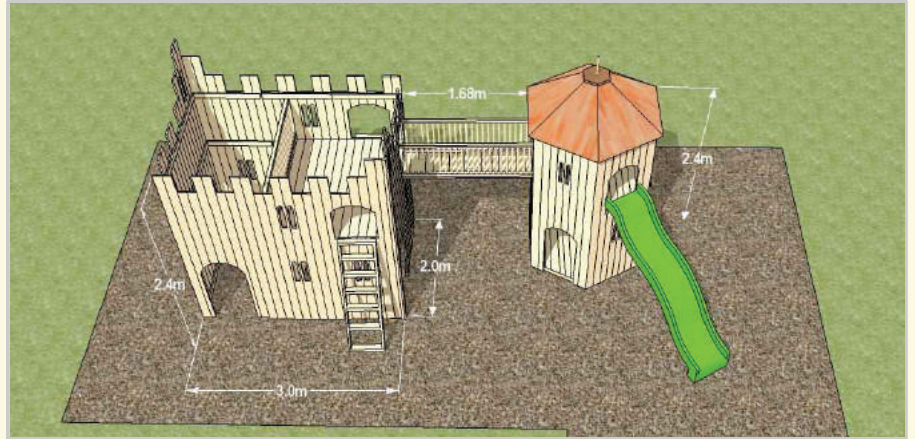
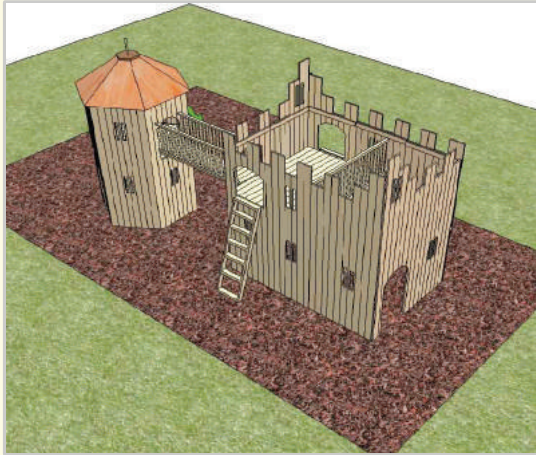
sliding



DETAILS: 2 X GATEHOUSES WITH CLIMBING WALLS, ADJOINING CLATTERBRIDGES. 2 X TOWERS WITH SLIDE, CLIMBING CENTRE AND SCRAMBLE NET. INSTALLED ON LOOSE FILL RUBBER MULCH.

PRIMARY SCHOOL, SOUTH WEST LONDON

Tower and Castle with Slide



inspiring

crawling

climbing

role playing



DETAILS: TOWER AND CASTLE PLAYHOUSE WITH SLIDE AND LADDERS.
INSTALLED ON SAF-GRASS MATTING



Adventure Play Accessories

ALL OUT PLAY STOCK A VARIETY A EXCITING ACCESSORIES



Adventure Play Accessories



Adventure Play Accessories

ALL OUT PLAY STOCK A VARIETY A EXCITING ACCESSORIES



Ladder



Slide



Spiral Staircase



Climbing Wall

Adventure Play Accessories

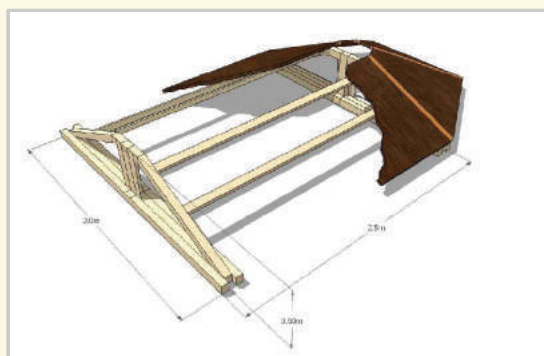


Classrooms and Shelters

AllOutPlay Outdoor Classrooms are hand crafted and built to last. Each is designed to meet the individual requirements of your teachers and pupils.

Every Outdoor Classroom is built to order and can be customised in the following ways;

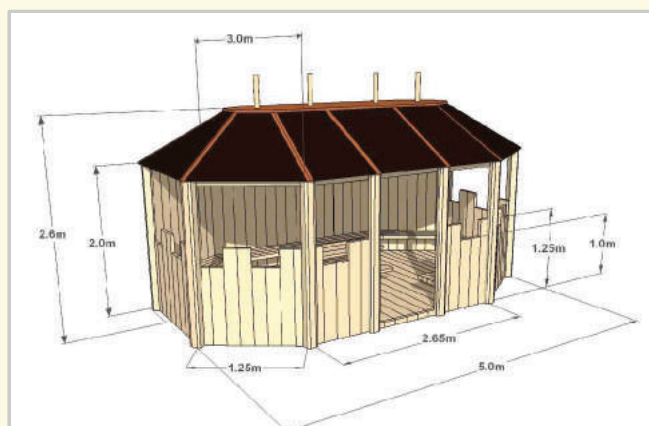
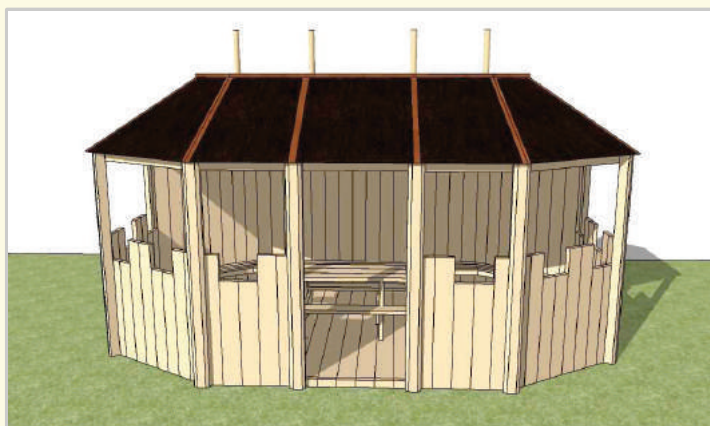
- * Changing the size
- * Number and height of panels
- * The use of Activity Panels
- * Different types of access
- * Number of benches
- * Type of Roof
- * Storage options
- * White & Black boards
- * Gardening resources



Our Outdoor Classrooms come in the following sizes;

4m x 2m 4m x 3m
 5m x 2m 5m x 3m

Other sizes can be designed on request





Classrooms and Shelters

4M X 2M OUTDOOR CLASSROOM EXAMPLE



half panels



benches

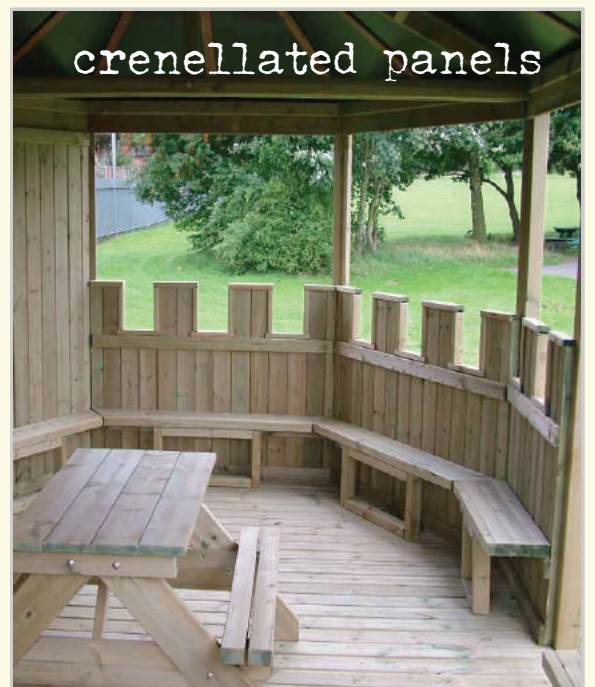


picnic tables



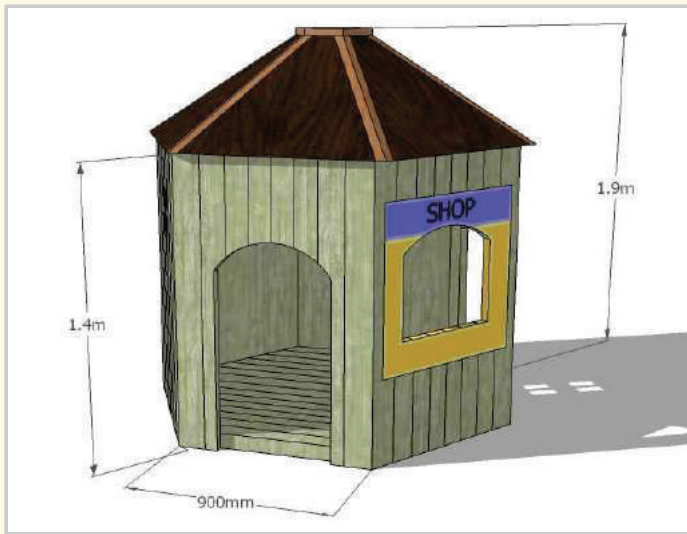
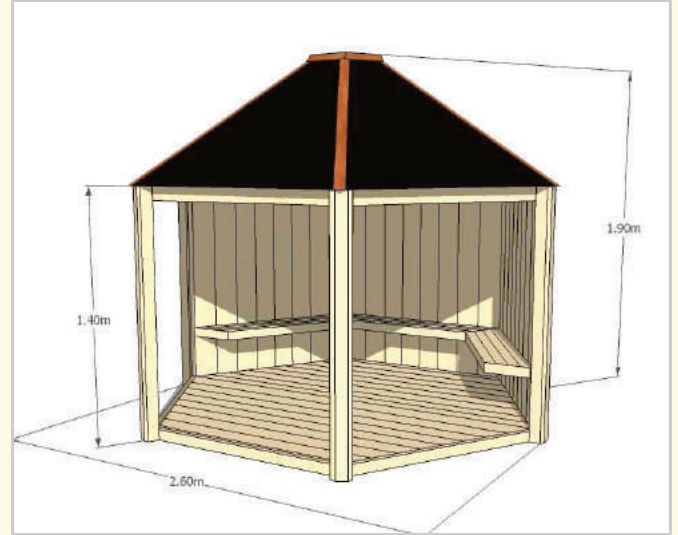
Classrooms and Shelters

5M X 3M OUTDOOR CLASSROOM



AREA NOT BIG ENOUGH FOR AN OUTDOOR CLASSROOM? SEE OUR RANGE OF SHELTERS

OutdoorRetreat



Jungle Hut

Jumbo
Jungle Hut





Sandpit Range

ALLOUTPLAY STOCK A WIDE RANGE OF SANDPITS

Jumbo Hex Sandpit
(2.5m diameter)



Jumbo Sandpit with Roof
(2.5m diameter, 2.0m high)



Sandpit with Roof
(1.8m diameter, 1.7m high)




Hex Sandpit
(1.8m diameter)



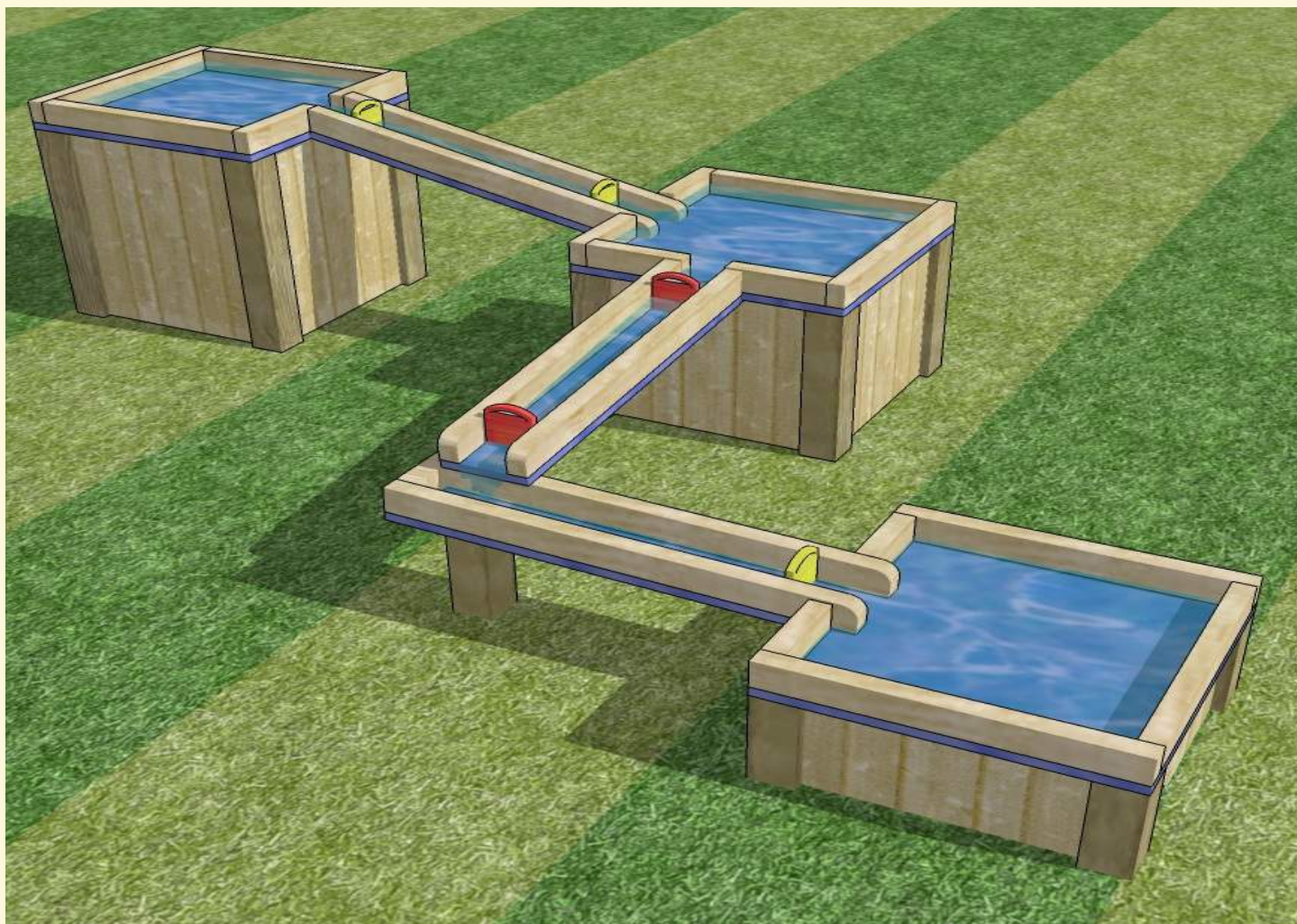
Square Sandpit
(1.2m x 1.2m)



Rectangular Sandpit
(1.2m x 2.4m)



NEW WATER PLAY PRODUCTS FOR 2012





Safety Surfacing

EXAMPLES OF SURFACING PRODUCED BY ALLOUTPLAY LTD



Bonded Rubber Mulch



Artificial Grass



Safer Grass Mats




Wet-Pour



THE FOLLOWING SAFETY SURFCACING OPTIONS ARE SUITABLE FOR CFH OF 3M


Safa-Grass Mats

- 1m x 1.5 m rubber 'honeycomb' mats
- 23mm thick
- Cost includes the ties, the ground stabilizing mesh, pins and installation.
- Grass seed laid at time of install
- Requires mowing - needs care around treated timber



Fire Resistant Safa-Grass Mats

- 1m x 1.5 m rubber 'honeycomb' mats
- 23mm thick
- Cost includes the ties, the ground stabilizing mesh, pins and installation.
- Grass seed laid at time of install
- Requires mowing - needs care around treated timber
- For use in areas with potential of vandalism



Rubber Mulch

- Shredded solid coloured rubber
- 50mm thick
- Cost includes the membrane and installation.
- No compacting or rotting therefore low maintenance
- Different colours/ mixes available




Soft-Bond

- Solid rubber mulch
- 40mm thick
- Cost includes installation.
- Single layer coverage
- Different colours/ mixes available




Play Tiles

- Solid rubber crumb
- Range of thickness for CFH
- Cost includes installation.
- Single layer coverage
- Different colours/ mixes available



Wet-Pour

- Continuous Rubber EPDM & Polyurethane resin mix (two layers)
- 80mm thick
- Cost includes installation.
- No maintenance
- Different colours/ mixes available (premium cost approx 35% extra)




Balancing / Agility

Stepping Logs



Dia 150mm H Various

Sloping Balance Walk



2400x125x433 mm

Balance Walk




2400x125x433 mm

Tyre Hopscotch



3500x1000x240 mm

Wobbly Balance Beam



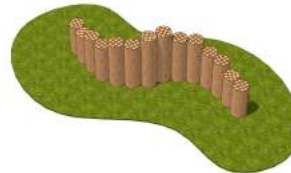
3500x350x350 mm

V Balance Beam




1990x2050x470 mm

Log Snake



1343x897x500 mm


3 Bar Balance



5095x2445x511 mm




Sloping Balance Weave



2792x375x1800 mm

Balance Weave



2800x375x1800 mm

Low Log Roll



3300x150x500 mm

Log Snake Weaver




1790x661x1500 mm

Walk & Stretch Posts



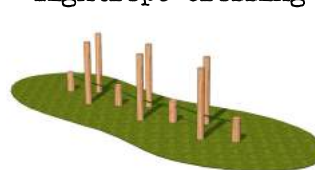
2225x635x1000 mm

Balance Challenge



6900x1600x434 mm

Tightrope Crossing



4695x825x1200 mm

Dimensions
L x W x H

All items have Free
Fall Height of less
than 600mm

High Beam Traverse and Bridges

Cross Ropes



3350x225x2700mm

Log Roll with Drop Rope




3350x300x2700mm

Rope Walk



3350x225x2700mm

Log Roll



3350x225x2700mm

Drop Rope Traverse




3350x300x2700mm

Log Rope




3000x600x2575mm




Burma Bridge



3000x1125x1450mm




Suspension Bridge



2225x1300x1400mm

Wobble Bridge



2700x1200x1400mm

Dimensions

L x W x H

All items have Free Fall Height of less than 600mm

Climbing and Traversing

Climb Ladder



150x1350x1730mm

*FFH 1500mm


Climb Net



150x2060x1500mm

*FFH 1500mm

Tyre Climber




1000x1000x1600mm

*FFH 1500mm



Traverse Wall



150x2850x1800mm

Jigsaw Traverse Wall



150x2670x1850mm

Zig-Zag Ropes



150x2850x1400mm

Log Stack



1250x1800x560mm

A Frame - Low



1516x1974x1517mm

*FFH 1500mm

A Frame - High




2093x1974x2017mm

*FFH 2000mm

Dimensions L x W x H All items have Free Fall Height of less than 600mm, unless indicated

Fitness and Tunnels

Leap Frog



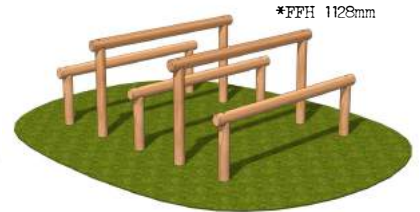
9125x125x600mm

Log Hops



4525x2400x303mm

Over and Under



*FFH 1128mm

2925x2400x1128mm

Parallel Bars



*FFH 1117mm


2400x725x1175mm

Heave Beams



5125x1150x600mm

Chin Ups



*FFH 1417mm

125x3200x1500mm




Plain Free-standing Tunnel



Decorative Tunnel

Skylight Tunnel



750mm diameter, lengths available; 1200mm - 2400mm

Dimensions L x W x H All items have Free Fall Height of less than 600mm, unless indicated



Landscaping, Fencing and Decorative

PLAY AREA ON A SLOPE? ... ALLOUTPLAY WILL LANDSCAPE TO ACCOMODATE PLAY EQUIPMENT


Before



After



Before



After



Before



After



fencing



Decorative
boulders



Coloured
Pencils



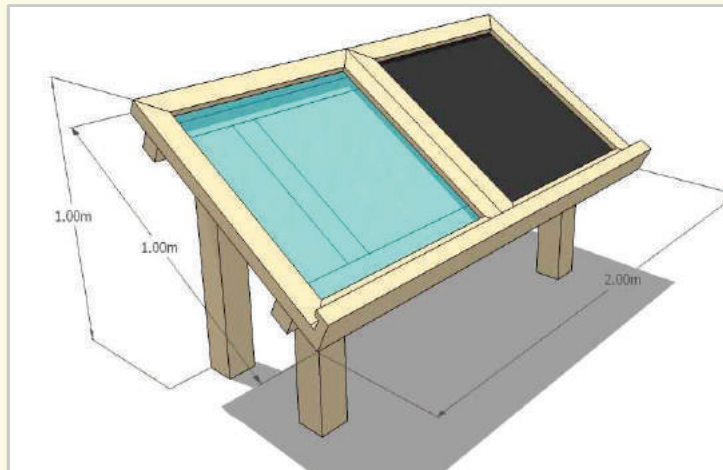


Panels and Sensory Play

THESE PANELS CAN BE EASILY INCORPORATED INTO ALMOST ANY ALLOUTPLAY PRODUCT



Bespoke Activity Panel



Artistic Easel



Educational Panels



Musical Panels



Cut-Out Panels

DETAILS: THE HDPE PANELS ARE AVAILABLE IN 2 SIZES; 800MM X 595MM AND 1200MM X 800MM
CHALK BOARDS AND WHITE BOARDS CAN BE MADE IN VARIOUS SIZES.




Panels and Sensory Play

THESE INSTRUMENTS PROVIDE AN ATTRACTIVE AND LASTING RESOURCE ON ANY OUTDOOR LEARNING ENVIRONMENT

Outdoor Musical Instruments

Scaffold Chimes



Drain-Pipe Drums



Horizontal Xylophone



These musical instruments are hand crafted and provide hours of entertainment, each one is tuned and ready to use. Beaters are provided with each instrument



More instruments coming soon.....

DETAILS: ALL TIMBERS ARE PRESSURE TREATED, THE XYLOPHONE KEYS ARE PRE-OILED, NATURALLY DURABLE HARDWOOD WITH STEEL COATED WIRES.

VARIOUS LOCATIONS AROUND THE UK

Climbing Centre with Roof



Bespoke Castle



Outdoor Classroom installed on slope



Shooting Range



Timber Canopy



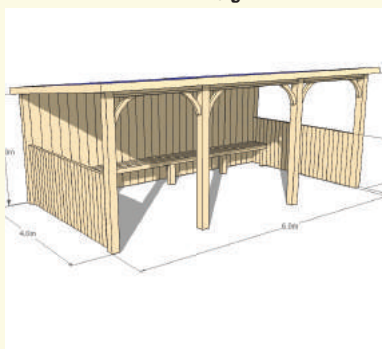
Bspoke Turret and Tower with 6m long bridge, 2m platform height.

VARIOUS LOCATIONS AROUND THE UK

Canopy



Canopy



Besoke Gazebo



Lookout Den Bespoke Bridge

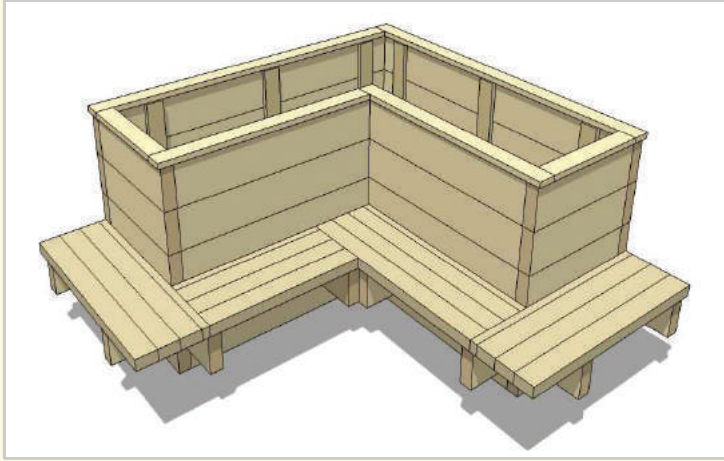


Lookout Den Bespoke Bridge

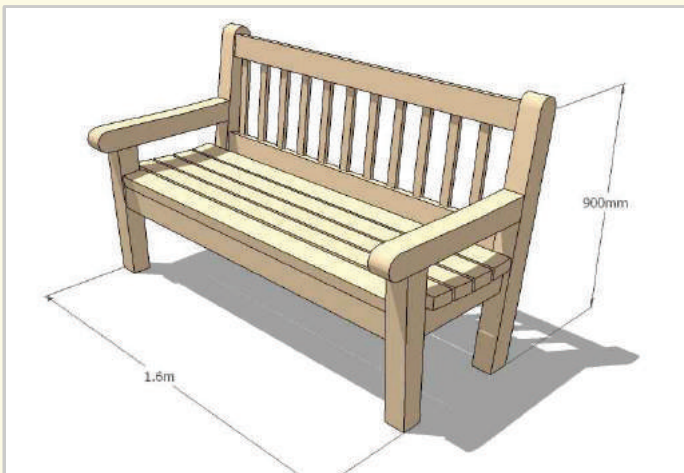


ALLOUTPLAY OFFER A VARIETY OF SEATING/ STORAGE SOLUTIONS

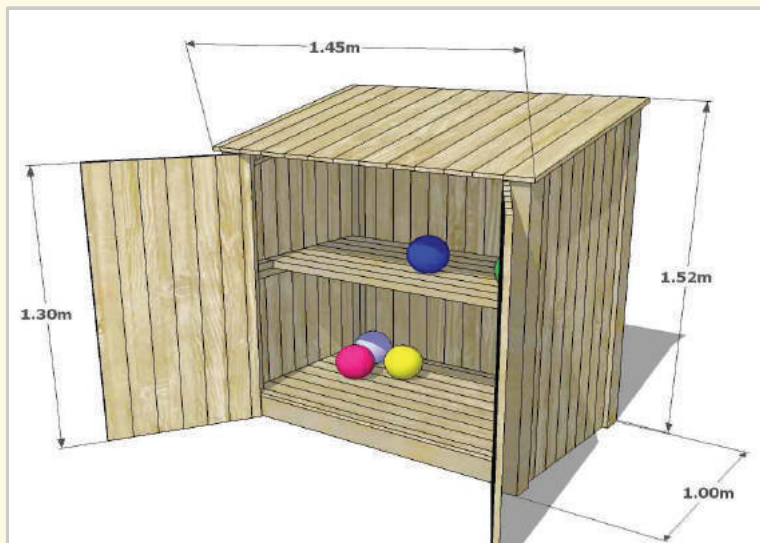
Planter Bench



Standard Bench



Storage Box (various sizes available)

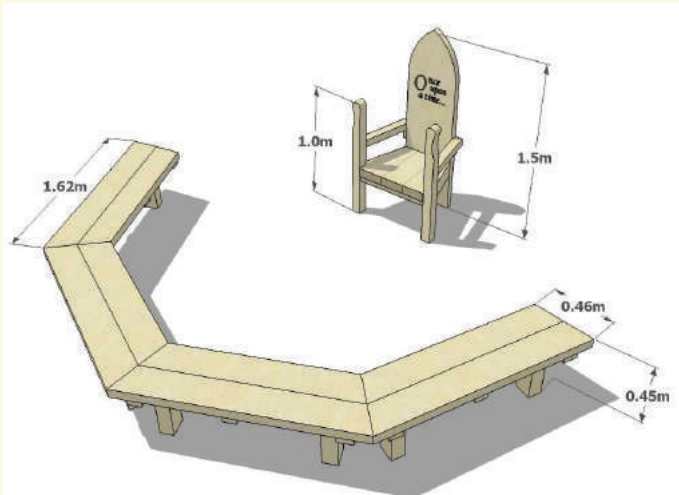




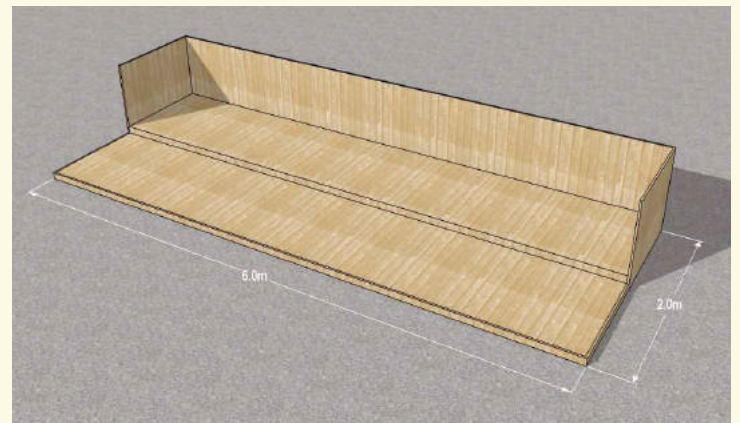
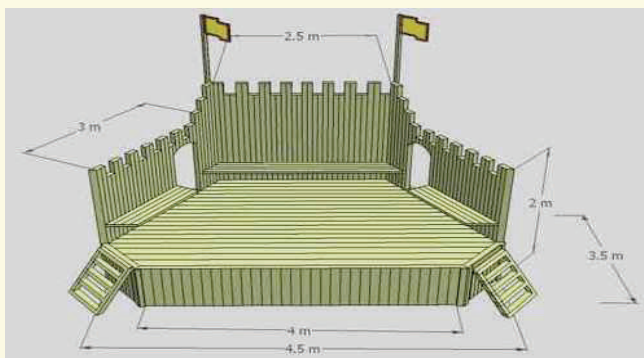
Performance

WHY NOT GIVE THE CHILDREN AN AREA TO PERFORM, OR PERHAPS AN AREA TO SIT AND READ

Story Teller Chair and Benches

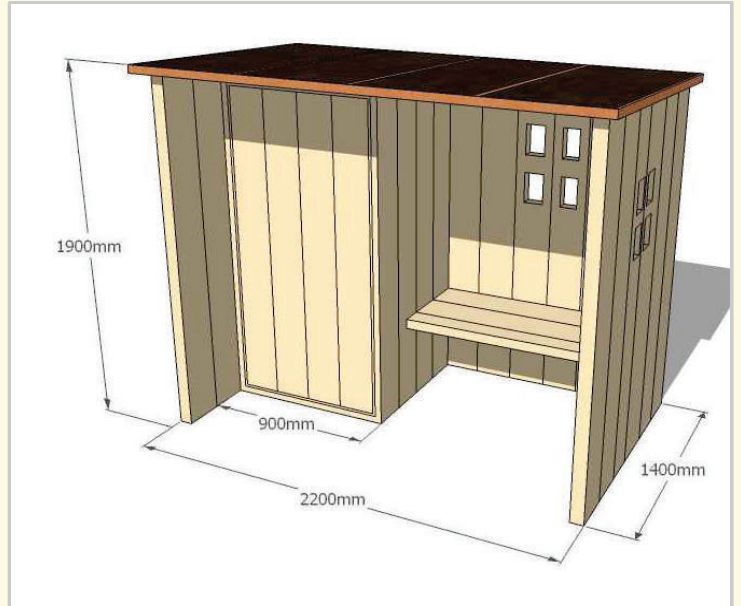


Playground Stages

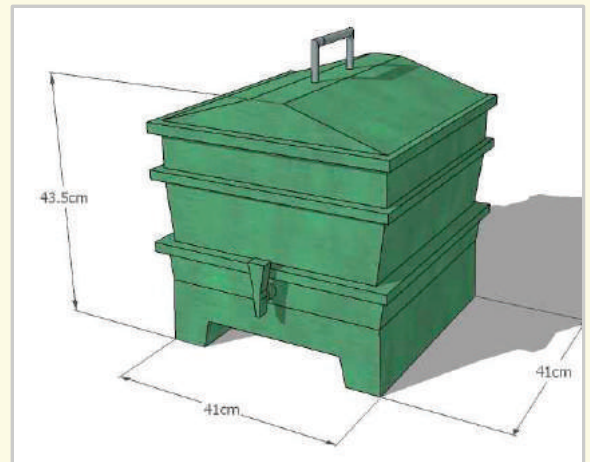


ALLOUTPLAY STOCK A VARIETY OF PRODUCTS SUITABLE FOR NATURE AREAS

Potting Shed with lockable door



Wormery



Planters





Guarantees and
Compliance

Guarantees to the original purchaser

- 10 years on all timber sections against rot and insect infestation
- 2 years on all stainless steel and galvanised fixtures and fittings
- 1 years against faulty materials and workmanship.
- 1 year on accessories



Compliance and Safety

DIGLEY ASSOCIATES LIMITED



Wednesday, 14 February 2007

Jerry Turner

All Out Play
Penuw
Pensile Road
Nailsworth
Gloucester
GL6 0AL

Dear Jerry

Reference - Product Assessment to EN1176.

Further to my recent visit to your site and inspection of your play equipment I would confirm the following point: -

- The items inspected had been modified since my last visit and now conform to EN1176 as far as entrapments and the likes are concerned.

Also we would confirm that no slides were fitted to any item at the time of this inspection but from the information given we understand you are aware of the modifications recommended to meet EN1176.

We thank you for the opportunity to work with you on this project and trust the information given has been of value to you. If we can be of any further assistance please do not hesitate to make contact with us.

Yours sincerely

David Houghton

Lee Cox
Architect
Cannock
High Street
Architect 3P12 9P
Phone: 01284 80940
Email: lee@digleyassociates.co.uk
www.digleyassociates.co.uk

Digley Associates Limited Registered Office, Penuw Court, Lough Farm, Nailsworth, Gloucestershire, G66 0PQ
Registered in England & Wales, No. 3022201

This Certificate is valid only if completed in full by the Licensed Processor.

GREEN COPY: CUSTOMER
WHITE COPY: SUPPLIER



PRESSURE TREATED TIMBER

TREATMENT CERTIFICATE

This fit to certify that the timber described on this document has been impregnated with "TANALITH" E wood preservative by a vacuum and pressure process.

CUSTOMER: ALL OUT PLAY

ORDER REF. _____

DESCRIPTION OF TIMBER AND TREATMENT

CROSS SECTIONAL SIZE & DESCRIPTION OF TIMBER	QUANTITY (No. of Pieces)	№	SPECIES	% PRE-TREATMENT MOISTURE CONTENT	ACTUAL CHARGE RETENTION (kg/m ³)
<u>ALL PROFILES TANALITH CLASS 4 TREATMENT</u>					

CHANGE SHEET NUMBER(S)	TREATMENT SPECIFICATION	TREATMENT DATE(S)
------------------------	-------------------------	-------------------

1 Impression by Tanalith E

NAME OF LICENSED PROCESSOR SUNNYSIDE TIMBERWORKS LTD

ISSUED BY (press name) ESTHER

SIGNATURE [Signature]

KEEP THIS CERTIFICATE SAFE

ARCH
TANALITH and PRESURE are registered trademarks of ARCH Timber Protection.
Manufactured in accordance with BS EN 15182. Tel: 01977 311400. Fax: 01977 311401. Email: sales@archtimber.com www.archtimber.com
PLEASE NOTE: A Tanalith E product treated timber is classed as treated wood. The responsible person should be advised to check with an approved local authority that the use of treated timber complies with the relevant regulations.



NFU Mutual

Certificate of Public Liability Insurance

Policy Number: BC 680674453
Name of Policyholder: All Out Play Ltd
Date of Commencement of Insurance: 30th November 2009
Date of Expiry of Insurance: 01 March 2010
Business(es): Garden Goods Manufacturer
Wooden Playground & Play Equipment

Indemnity Limit:
Public Liability: £5,000,000.00
Products Liability: £5,000,000.00

This is to certify that on the date of issue of this certificate, the policyholder was insured under the above numbered policy subject to the terms and conditions agreed with NFU Mutual.

Date of Issue: 30th November 2009

Signed on behalf of NFU Mutual

T.D. Hewson-Stoate
Customer Services Director

This certificate does not form part of the policy or the policyholder's contract with NFU Mutual.
This is a summary of the cover in force and full details are found in the policy.

Subsidiary Companies

NFU Mutual is The National Farmers' Union Mutual Assurance Society Limited (No. 111982), registered in England, registered office: The National Farmers' Union, 100, Broad Street, Birmingham B15 1JE. A company limited by guarantee and registered in England (company number: 00000000).
A member of the Association of British Insurers.



ALLOUTPLAY - Activity Trail Risk Assessment - Oct 2010

Nature of Hazard	How harmed	Groups at Risk	Control	Risk	Further Action
Falling from Equipment	Injury from fall off trail items	Participants	Good initial instruction Supervision where necessary Care and attention	Moderate	Location of Responsible Adult and First Aid to be known
Equipment Failure	Injury from equipment breaking or falling on participants	Participants	Inspection & Maintenance programme as per ROPSA guidelines attached	Low	Inform AllOutPlay
Misuse	Injury from climbing above critical fall height	Participants	Children stopped if misusing	Low	Consider further instruction, supervision, ban
Too many on one item	Injury from fall off trail items	Participants	Good initial instruction Supervision where necessary Care and attention	Low	Consider further instruction, supervision, ban
Slip/trip on surface	Injury from colliding with trail items	Participants	Grass inspected on regular basis (especially when wet)	Low	Consider closing to allow grass to recovery or matting on high movement areas